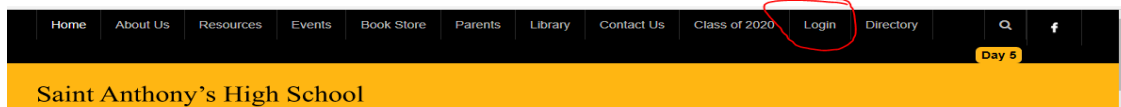



Course Selection for Parents and Students:


First: login to your Plus Portal



Second: Login as Parent or Student



Third: Select -> Course Requests Select -> View



Fourth: Read Directions on The Form and Select the Courses you wish to take by checking the course box and initialing your request.

ENGLISH: (1 CREDIT) - Choose 1 (ONE) English course.

1303 English 11

1305 English 11 Honors*

1434 AP Lang *

▶ ☐ Eng11

▼ ☒ Eng11H

Student's comments:

☒ Approved by Parent
Parent's comments:
I approve this. SW

☐ Approved by Reviewer
Reviewer's Remarks:

▶ ☐ APLan&Comp

Fifth: Final Step when you have selected all your courses click-> **Submit**

Cancel Save & Revisit Later **Submit**

****Once you have submitted your course selection. The Chairs and Teachers will review and approve your course selection. You will see the approved courses on March 2nd, 2018, when all students will receive a tentative list of their courses for the next year.****